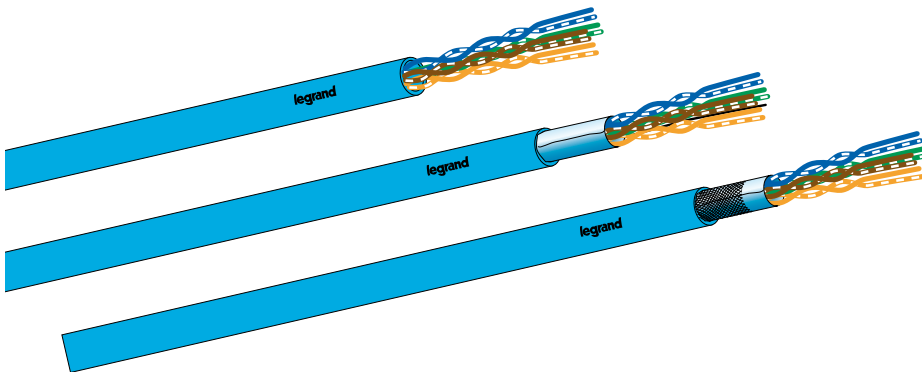


## Category 6 PVC cables for LCS<sup>2</sup>

Catalogue number(s): **327 55/58/59/75**  
**328 57/72/75/76**



CONTENTS	Pages
1. Use and assembly .....	1
2. Description .....	1
3. Cable markings .....	1
4. Performance at 250 MHz .....	1
5. Technical and mechanical features .....	2
6. Electrical features at 20° .....	2
7. Ordering information .....	3
8. Environmental features .....	3
9. Standards and approvals .....	3

### 1. USE AND ASSEMBLY

Cable for high-speed VDI transmission networks.

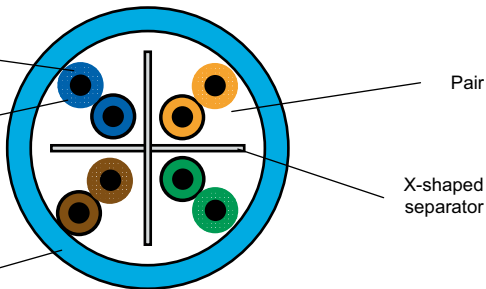
### 2. DESCRIPTION

#### U/UTP 100 Ω

Insulation: solid PE  
Ø 0.96 mm

Copper:  
Ø > 0.56 mm

Protection:  
LSOH sleeve



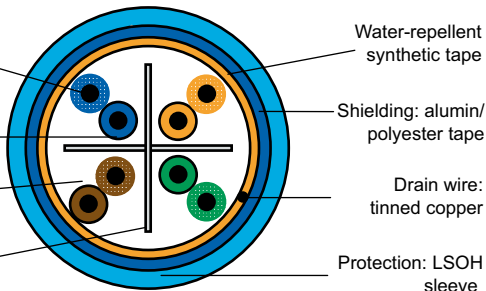
#### F/UTP 100 Ω

Copper:  
Ø > 0.56 mm

Insulation: solid PE  
Ø 1.10 mm

Pair

X-shaped separator

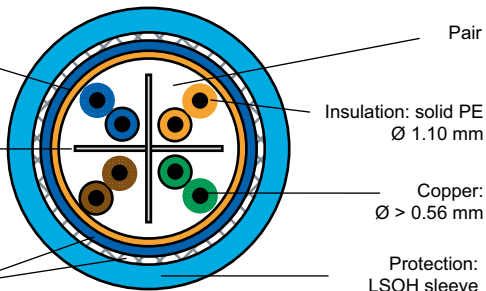


#### SF/UTP 100 Ω

Water-repellent synthetic tape

X-shaped separator

Shielding: alumin/ polyester tape + tinned braid



**Note:**

The conductive part of the shielding is located on the wire side

### 3. MARKING OF LEGRAND CABLES

- Legrand
- Catalogue number
- Number of pairs
- Gauge
- Type
- Impedance
- Type of sleeve
- Category
- Conformity to standards
- VPN/NVP
- Batch number
- Measurement (remaining length)

### 4. PERFORMANCE AT 250 MHZ (standard EIA/TIA 568-C.2)

Maximum attenuation (dB/100 m):.....	32.8
Minimum NEXT (dB): .....	38.3
PS NEXT (dB): .....	36.3
ACRF (dB/100 m):.....	18.8
PS ACRF (dB/100 m):.....	16.8
Return Loss (dB): .....	17.3

**5. TECHNICAL AND MECHANICAL FEATURES**

Catalogue number	327 55	327 58	327 59	327 75	328 57	328 72	328 75	328 76
Type	U/UTP	F/UTP	SF/UTP	U/UTP	F/UTP	U/UTP	U/UTP	U/UTP
Type of sleeve	PVC	PVC	PVC	PVC	PVC	PVC	CMP	CMR
Number of pairs	4	4	4	2 x 4	4	4	4	4
Assembly	Pairs	Pairs	Pairs	Pairs	Pairs	Pairs	Pairs	Pairs
Diameter over insulation (mm)	1.02 ± 0.06	1.16 ± 0.05	1.16 ± 0.05	1.02 ± 0.06	1.16 ± 0.05	1.02 ± 0.06	1.02 ± 0.05	1.02 ± 0.05
Cable diameter (mm)	6.1 ± 0.3	7.1 ± 0.5	8.1 ± 0.3	6.2 ± 0.2 x 12.4 ± 0.6	7.1 ± 0.5	6.1 ± 0.3	6.1 ± 0.3	6.1 ± 0.3
Weight of cable (kg/km)	33 to 40	40 to 53	54 to 66	80 to 83	40 to 53	33 to 40	40	40
Min. bending radius when laying (mm)	25	60	65	25	60	25	25	25
AWG gauge	23	23	23	23	23	23	23	23

**6. ELECTRICAL FEATURES AT 20°C**

Catalogue number	327 55	327 58	327 59	327 75	328 57	328 72	328 75	328 76
Type	U/UTP	F/UTP	SF/UTP	U/UTP	F/UTP	U/UTP	U/UTP	U/UTP
Maximum linear resistance (ohm/km)	95 *	95 *	95 *	95 *	95 *	95 *	95 *	95 *
DC dielectric strength	1 KV/ 1 min *	1 KV/ 1 min *	1 KV/ 1 min *	1 KV/ 1 min *	1 KV/ 1 min *	1 KV/ 1 min *	1 KV/ 1 min *	1 KV/ 1 min *
Minimum insulation resistance (Mohm.km)	5000	5000	5000	5000	5000	5000	5000	5000
Minimum propagation speed	> 65%	> 65%	> 65%	> 65%	> 65%	> 65%	> 65%	> 65%
Characteristic impedance from 1 to 100 MHz	100 Ω ±15%	100 Ω ±15%	100 Ω ±15%	100 Ω ±15%	100 Ω ±15%	100 Ω ±15%	100 Ω ±15%	100 Ω ±15%

\* According to standard IEC 61156-5

**7. ORDERING INFORMATION**

<b>Catalogue number</b>	<b>327 55</b>	<b>327 58</b>	<b>327 59</b>	<b>327 75</b>	<b>328 57</b>	<b>328 72</b>	<b>328 75</b>	<b>328 76</b>
<b>Type</b>	U/UTP	F/UTP	SF/UTP	U/UTP	F/UTP	U/UTP	U/UTP	U/UTP
<b>Colour</b>	Blue RAL 5015	Blue RAL 5015	Blue RAL 5015	Blue RAL 5015	Blue RAL 5015	Blue RAL 5015	Blue RAL 5015	Blue RAL 5015
<b>Pack (m)</b>	305	500	500	500	305	1000	305	305
<b>Packaging</b>	Box	Reel	Reel	Reel	Reel in box	Reel	Box	Box

**8. ENVIRONMENTAL FEATURES**

Storage and transport temperature: 0 to + 50°C  
Usage temperature: – 20 to + 60°C  
Fire resistance: IEC 60332-1, UL VW-1

**9. STANDARDS AND APPROVALS**

Cat. 6, 250 MHz  
EIA/TIA 568-C.2  
EN 50173  
EN 52288  
IEC 11801  
IEC 61156-5